



3 GHz SMA N/O S.P.12T. SWITCH

OPTIONS : /SUPP.DIODES

RF CHARACTERISTICS

NUMBER OF WAYS : 12
 FREQUENCY RANGE : 0 - 3 GHz
 IMPEDANCE : 50 Ohms

FREQUENCY (GHz)	0 - 3
V.S.W.R <=	1.20
INSERT. LOSS <=	0.20 dB
ISOLATION >=	80 dB
AVER. POWER (*)	240 W

ELECTRICAL CHARACTERISTICS

ACTUATOR : NORMALLY OPEN
 NOMINAL CURRENT AT 25°C (±10%) : 250 mA
 ACTUATOR VOLTAGE (Vcc) : 12V (10.2 to 13V) / POSITIVE COMMON
 TERMINALS : 44 pins D-SUB male connector

MECHANICAL CHARACTERISTICS

CONNECTORS : SMA female per MIL-C 39012
 LIFE : 2.000.000 cycles per position
 SWITCHING TIME (nominal voltage; 25°C) : < 15 ms
 CONSTRUCTION : splashproof
 WEIGHT : < 400 g

ENVIRONMENTAL CHARACTERISTICS

OPERATING TEMPERATURE RANGE (°C) : -40 , +85
 STORAGE TEMPERATURE RANGE (°C) : -55 , +85

(* : average power at 25°C per RF path)

This information is given as an indication. In the continual goal to improve our products, we reserve the right to make any modifications judged necessary

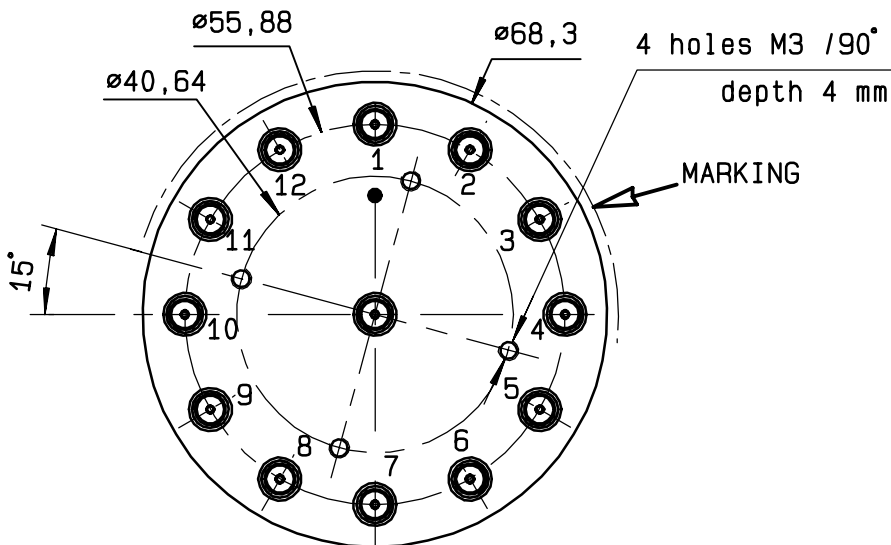
4112-9212

This information is given as an indication. In the continual goal to improve our products, we reserve the right to make any modifications judged necessary

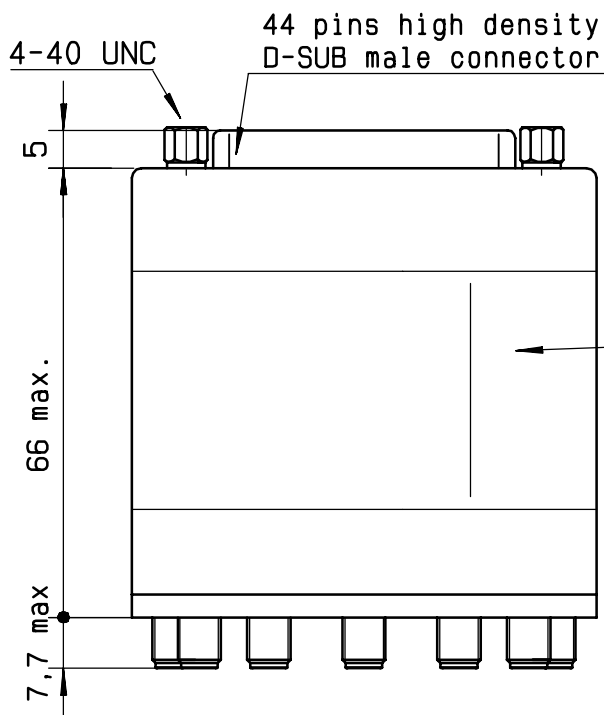
DRAWING

General tolerance: ± 0,5 mm

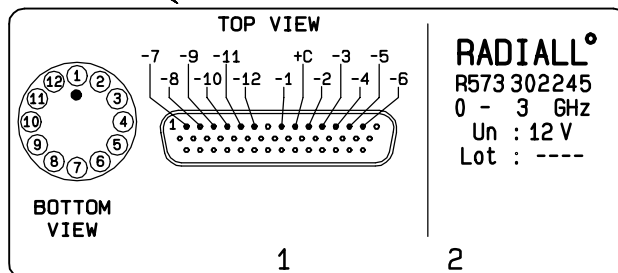
R573 302245



Voltage	RF continuity
+C -1	IN ↔ 1
+C -2	IN ↔ 2
+C -3	IN ↔ 3
+C -4	IN ↔ 4
+C -5	IN ↔ 5
+C -6	IN ↔ 6
+C -7	IN ↔ 7
+C -8	IN ↔ 8
+C -9	IN ↔ 9
+C -10	IN ↔ 10
+C -11	IN ↔ 11
+C -12	IN ↔ 12



MARKING TOP VIEW (TERMINALS)



SCHEMATIC DIAGRAM

